

STUDENT & FAMILIES ORIENTATION FOR DISTANCE LEARNING Version 1.0



Presenters

Mary Lynch, Office of the Chief Academic Officer
Lisset Mijares, Office of the Chief Academic Officer

Vision

All NUSD students
graduate as college
and career ready,
productive,
responsible, and
engaged global
citizens

Core Beliefs

**Every student
can learn and
succeed**

**Disparity and
disproportionality
can and must be
eliminated**

**Our
Diversity is a
Strength**

**Staff must be
committed,
collaborative,
caring, and
exemplary**



NUSD Distance Learning: Student/Family Orientation Presentation

OVERVIEW

- Defining Distance/Virtual Learning
- How to Get Started
- Accessing Online Curriculum and Review of Teacher Instructional Platforms
- Tips for Successful Distance/Virtual Learning Environments
- Resources that Support our NUSD Families
- Process for Getting Answers to Questions or Concerns




How Do We Move Forward with Distance/Virtual Learning?

DISTANCE LEARNING

Distance learning gives learners who are not in the same physical location as their teacher access to online educational materials.

Due to COVID-19 virus, distance learning is something that is becoming a common practice in school districts, colleges and universities to educate students on the necessary topics regardless of location. We are fortunate to already have access to a variety of technology tools that we already use, such as Google's suite and apps like Google Classroom and Google Meet.



Getting Started and General Expectations

TIMELINE FOR THE REST OF THE SCHOOL YEAR

Starting Monday, March 30th, we move into a new phase of our temporary transition to virtual/distance learning. In collaboration with our teachers, we have planned the following:

- **Weeks of March 30 and April 6:**

- Families are provided orientation and technology to begin distance learning.
- We will be distributing Chromebooks out **from March 27th - April 19th.**
- We will also be working with families to access available hotspots in their communities with expanded, free access during this unprecedented time.
- Most of our WiFi Hotspots won't arrive until April 6th, and then we will distribute as needed.
- Teachers will begin to "pilot" lesson plans with students who are able to begin enrichment and review

TIMELINE FOR THE REST OF THE SCHOOL YEAR

These 2 pilot weeks are to allow staff and students to learn our new distance learning model and to continue engaging kids the best we can while we distribute technology to families.

Cleaning, unplugging, wrapping Chromebook/cords, turning on all student email accounts, tracking which machines will go to which students, and distributing what we expect will be 6,000-7,000 Chromebooks takes time.

- **Week of April 13:**
 - Spring Break, as regularly scheduled - NO SCHOOL

TIMELINE FOR THE REST OF THE SCHOOL YEAR*

- **Weeks of April 20 - May 21:**
 - **School is open virtually!** Teachers will provide students curriculum through our online platforms.
 - Students will receive the amount of curricular and enrichment materials suitable for the weekly equivalent of five weeks' worth of instruction, commencing April 20.

*Distance learning activities provided to students shall include enrichment, engagement, and review. The activities provided will not require summative assessments or grading. In addition, students will be **held "harmless"**, and will not receive a lesser grade than their current grade as a result of engaging in Distance Learning during this unprecedented time. This aligns with the State Superintendent of Public Instruction's recent statements that assessments should not be used during this time as a summative measure, but rather as a formative measure to gauge instruction and where students need support.*

*If schools are physically reopened before May 21st, we would return to our traditional format.

STUDENT PROGRESS

- Students' grades can only go up, not down. That's what held "harmless" means.
- We ask that our students engage to the best of their ability with the 5 weeks' worth of content being provided by teachers.
- With the exception of our seniors who are finishing their final high school semester, our students will matriculate to the next grade level in August 2020.

GETTING STARTED

In order to ensure all students have access to the resources necessary to engage in distance/virtual learning, the Natomas Unified School District's Technology Department is working closely with both schools and families to support the specific technology needs of students and families.

What will students need to get started?

1. Students will need a Technology device (preferred: chromebook, laptop, tablet w/ keyboard).
2. Student will need to have Internet Access.
3. Parents need to ensure that they have an active email address, which is shared with your student's teacher.
4. Ideally, students will need to have a quiet working space.

COMMUNICATION AND AVAILABILITY

Students and families can expect teachers to communicate weekly when they will be available each weekday to provide support to students via email and/or other virtual platforms.

- *It is important for you to be in close communication with your student's teachers throughout the distance learning experience.*
- *We also expect students to remain as engaged with the instruction as possible, and to seek support when needed.*



Google Suite

INTRODUCTION TO G Suite Apps

The G Suite for Education Core Services

Tools that your entire school can use, together



Classroom



Gmail



Drive



Calendar



Docs



Sheets



Forms



Slides



Sites



Hangouts

G SUITE APPS

Info on more tools and resource guides to come!

Here are some of the G Suite Apps that teachers may use to facilitate lessons, share resources, and communicate with students:



Google Classroom: Allows Teachers to electronically share resources, assign and collect homework, provide feedback to and communicate with students

[Google Classroom Guide for Students](#)



Google Sites: Teachers can create a homepage for the classroom or have students create their own webpages using Google Sites

[Google Sites Tutorial](#)



Google Meet: Teachers can facilitate lessons, share screens, schedule 1:1 or group calls with students and guardians using this video conferencing tool

[How to Join a Google Meet Call](#)



Google Drive: Teachers and students use Drive to create, organize and share documents, presentations, spreadsheets, drawings, and more.

[Video Beginner's Guide to Google Drive & Docs](#)

*Please note if you are using a personal gmail account your personal files will display.

WHAT IS GOOGLE CLASSROOM?

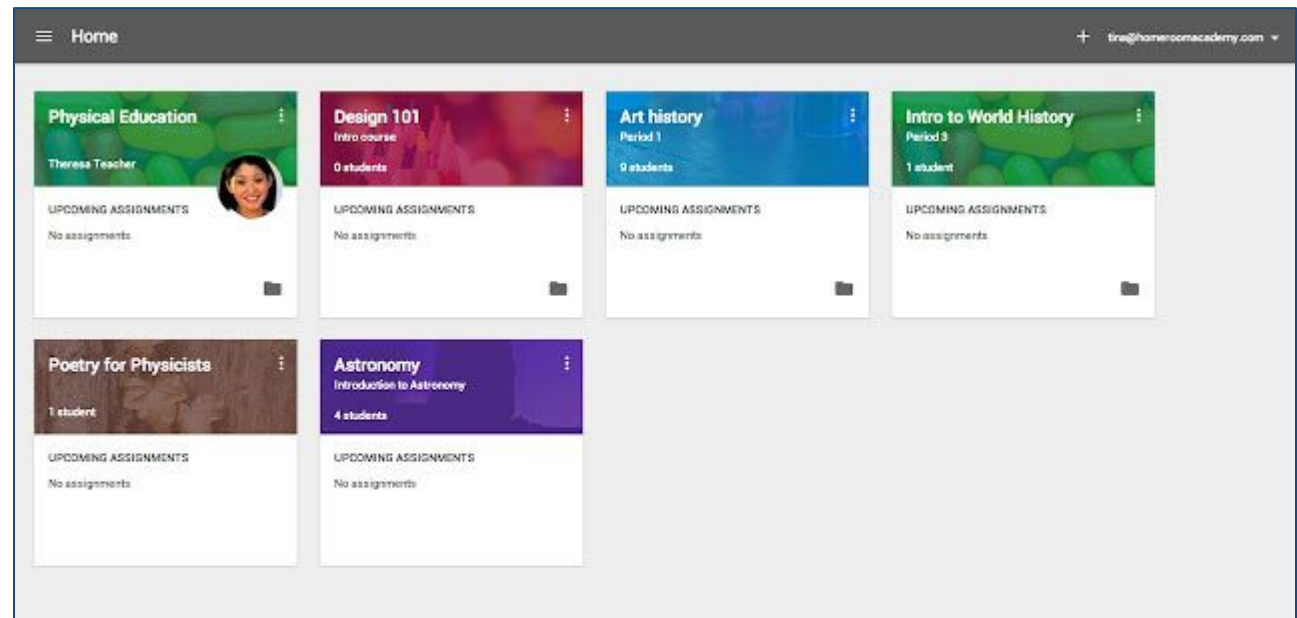
Teachers can electronically:

- Assign and Organize Homework
- Communicate and Provide Feedback
- Share Educational Resources

classroom.google.com

Benefits:

- Students
- Parents
- Teachers



ACCESSING G SUITE APPS

[Parents' Guide to Google Classroom](#)

Instructions on how to:

1. Log into a Google Account
2. Access G Suite apps
3. Navigate Google Classroom

GUARDIAN EMAIL SUMMARIES

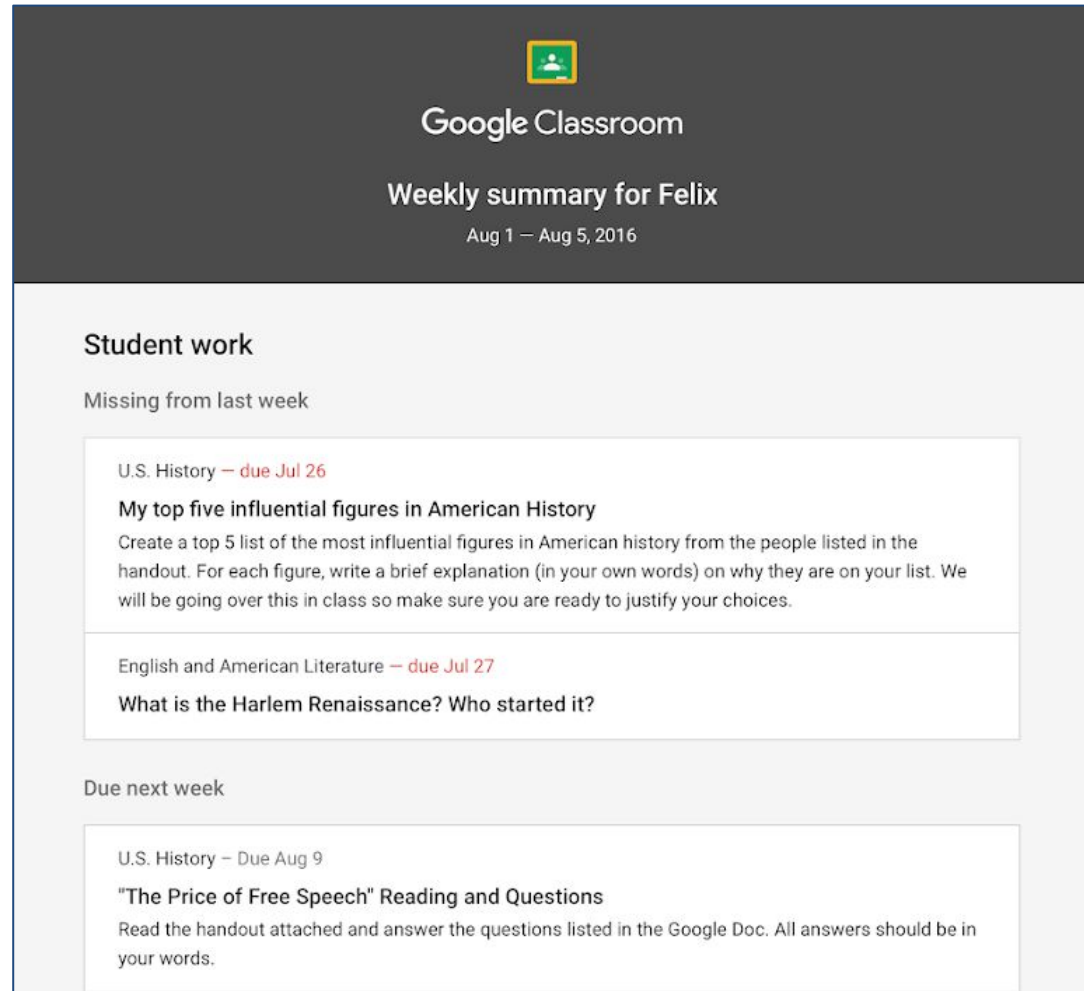
Weekly or Daily emails:


- Missing work
- Upcoming work
- Class activity

★ Contact one of your student's teachers to add your email address to their Google Classroom profile.

Multiple guardians may be added to each student.

[FAQs for Guardians](#)




Google Classroom
Weekly summary for Felix
Aug 1 — Aug 5, 2016

Student work

Missing from last week

U.S. History — due Jul 26
My top five influential figures in American History
Create a top 5 list of the most influential figures in American history from the people listed in the handout. For each figure, write a brief explanation (in your own words) on why they are on your list. We will be going over this in class so make sure you are ready to justify your choices.

English and American Literature — due Jul 27
What is the Harlem Renaissance? Who started it?

Due next week

U.S. History — Due Aug 9
"The Price of Free Speech" Reading and Questions
Read the handout attached and answer the questions listed in the Google Doc. All answers should be in your words.

ZOOM MEETINGS

zoom.us is a popular platform for instruction that your student's teacher may choose to use for distance/virtual learning.

REQUEST A DEMO 1.888.799.9666 RESOURCES ▾ SUPPORT

zoom

SOLUTIONS ▾

PLANS & PRICING

CONTACT SALES

JOIN A MEETING

HOST A MEETING ▾

SIGN IN

SIGN UP, IT'S FREE

We have developed resources to help you through this challenging time. [Click here](#) to learn more. ×

Zoom Meetings & Chat

Enterprise video conferencing with real-time messaging and content sharing

Enter your work email

Sign Up, It's Free

 Watch video



ACCESSING ONLINE CURRICULUM



Each school has their own splash page with links to online curriculum and educational websites used by students.

This slide contains links to all the splash pages. You can also access the pages on your school's homepage.



American Lakes School
HOME OF THE EAGLES

Constituent & Customer Services (Including After Hours) | CONNECT with Infinite Campus & the NUSD App | ENROLL in our Schools | CHOOSE A LANGUAGE: [Flags] | SEARCH FOR...

Home | About US | Parents | Students | Principal's Corner | Teacher Sites | Calendar | Programs | Athletics

School Resumes with Distance Learning on April 20th

QUICK LINKS

- Chromebook Homepage
- COVID-19 COVID-19 Updates & Resources

News & Announcements

Free Online Enrichment Resources for Families
Please see attached for online enrichment resources for families to utilize during school closures. We will continue to add to this list as we identify additional resources. Most resources do not require a log-in, unless otherwise indicated.

Upcoming: MAR 13 School March 13 | APR 13 Spring April 13

Elementary Schools:

- [H. Allen Hight Elementary](#)
- [Natomas Park Elementary](#)
- [Two Rivers Elementary](#)
- [Witter Ranch Elementary](#)

K-8 Schools:

- [American Lakes School](#)
- [Bannon Creek School](#)
- [Heron School](#)
- [Paso Verde School](#)
- [Jefferson School](#)

Middle and High Schools:

- [Natomas Middle School](#)
- [Discovery High School](#)
- [Inderkum High School](#)
- [Natomas High School](#)



Student Learning Environment & Helpful Tips for Students & Parents

Routines & Patterns for Students At Home

“The establishment of patterns and routines during an online course can help instructors and students develop a sense of time management to balance the expectations of the online course with their non-course, life activities” (*CDE New COVID-19 Guidance for K-12 Schools*).

Ideally, your student’s learning space should be:

Quiet	<ul style="list-style-type: none"> • Away from distractions like television or siblings engaged in other activities.
Monitored	<ul style="list-style-type: none"> • While online learners have a healthy amount of independence, you should be able to check-in easily to monitor progress.
Motivational	<ul style="list-style-type: none"> • Conducive to learning, supporting your student’s preference and effort to learn.
Mobile	<ul style="list-style-type: none"> • Some students prefer to go from a desk to a cozy chair or the floor. As long as your child is progressing through the work, location changes may help re-focus his or her attention.

TIPS FOR SUCCESSFUL DISTANCE LEARNING

Tips for Setting Up Distance/Virtual Learning

The following list will help you get started.

- Prepare a weekly schedule for your student
- Preview lessons (when possible)
- For elementary students, assist with lessons with guidance given to you by teacher (when possible)
- For middle and high school students, provide guidance with lessons and answer questions as needed (when possible)
- Supervise daily lesson completion (stay connected to your student's progress)

TIPS FOR SUCCESSFUL DISTANCE LEARNING

Tips for Setting Up Schedule

This is dependant upon grade level and what process your student's teacher may have in place already.

- Include your student in the decision process when creating the schedule.
- Consider your student's preferred time to complete various subjects as you create the schedule together.
- Feel Free to Include other extracurricular activities or personal events within Your Student's Schedule.
- As your student begins to complete lessons, you may find that one subject requires extra time, while another requires less— schedule accordingly!
- Set your student up for success—Stay connected with his or her teacher to ensure lines of communication are open.



Resources that Support our NUSD Families

PARENT CONCERNS IN A DIGITAL WORLD

Parent Concerns

Character Strengths
and Life Skills

Technology Addiction

Screen Time

Cyberbullying, Haters,
and Trolls

Privacy and Internet
Safety

Facebook, Instagram,
and Social

Cell Phone Parenting

Violence in the Media

Sex, Gender, and Body
Image



common sense

www.commonsensemedia.org

PARENT RESOURCES IN A DIGITAL WORLD

- [Parent Concerns](#) including [Cyber Bullying](#)
- [Parent Guides](#)
- [Digital Citizenship](#)
- [Parent Guide to Videos](#)
- [Grades 6-12 Family Tips](#)
- [Family Engagement Resources](#)
- [Family Contracts](#)
- [Latino \(in Spanish\)](#)
- [Google Classroom](#)

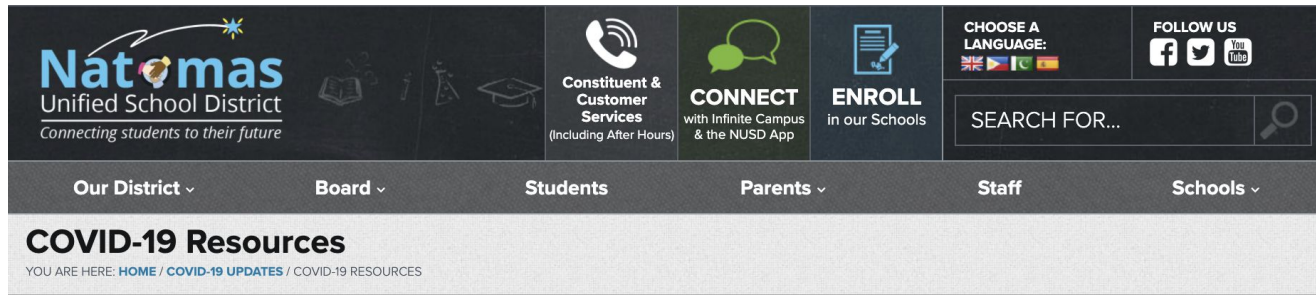


Social and Emotional Supports

SOCIAL EMOTIONAL SUPPORTS

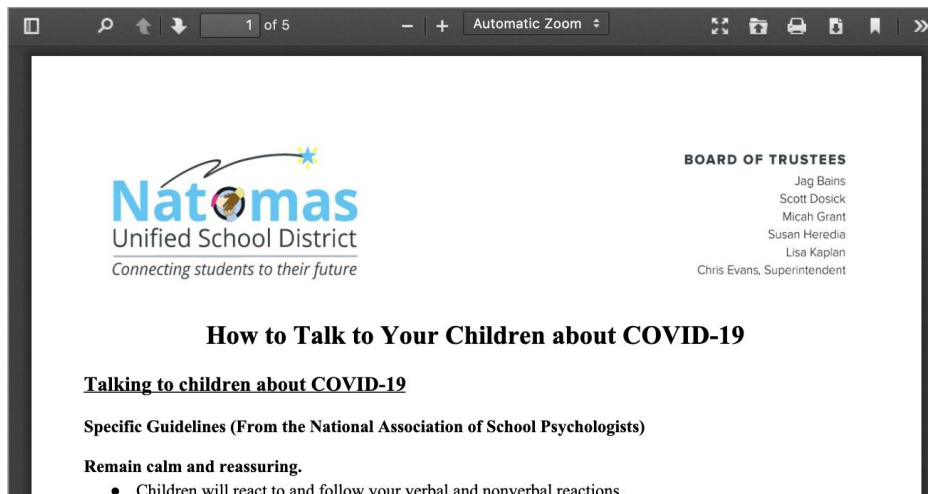
Supporting Your Child's Social-Emotional Needs During the School Closures

Visit <https://natomasunified.org/coronavirus/covid-19-resources/>

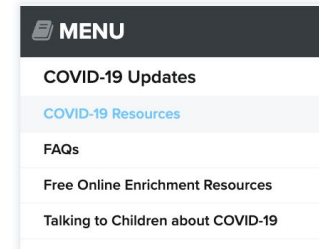


The screenshot shows the top navigation bar of the Natomas Unified School District website. It includes the district logo on the left, followed by icons for 'Constituent & Customer Services', 'CONNECT with Infinite Campus & the NUSD App', and 'ENROLL in our Schools'. On the right, there are options to 'CHOOSE A LANGUAGE' (with flags for English, Spanish, and Chinese), 'FOLLOW US' (with social media icons for Facebook, Twitter, and YouTube), and a 'SEARCH FOR...' input field. Below the navigation bar is a horizontal menu with dropdown arrows for 'Our District', 'Board', 'Students', 'Parents', 'Staff', and 'Schools'. A breadcrumb trail below the menu reads: 'YOU ARE HERE: [HOME](#) / [COVID-19 UPDATES](#) / COVID-19 RESOURCES'.

Talking to Children about COVID-19



The screenshot shows a PDF document viewer displaying a page from a document titled 'How to Talk to Your Children about COVID-19'. The document header features the Natomas Unified School District logo on the left and the 'BOARD OF TRUSTEES' list on the right, including Jag Bains, Scott Dosick, Micah Grant, Susan Heredia, Lisa Kaplan, and Chris Evans, Superintendent. The main heading of the document is 'How to Talk to Your Children about COVID-19'. Below this, the text reads: 'Talking to children about COVID-19' and 'Specific Guidelines (From the National Association of School Psychologists)'. The first section is titled 'Remain calm and reassuring.' and includes a bullet point: 'Children will react to and follow your verbal and nonverbal reactions'.



The screenshot shows a 'MENU' sidebar on a website. The menu items are: 'COVID-19 Updates', 'COVID-19 Resources' (highlighted in blue), 'FAQs', 'Free Online Enrichment Resources', and 'Talking to Children about COVID-19'.

QUESTIONS OR CONCERNS

If you have any concerns with your student's access to instruction or otherwise, please reach out to the school, starting with the teacher. In addition, each school site will have a virtual office up and running and all contact information is available on each school's website.

If you have issues reaching a school site, please feel free to reach out to Constituent and Customer Service (CCS) at (916) 561-5253. The email address is customerservice@natomasunified.org



THANK YOU FOR YOUR TIME