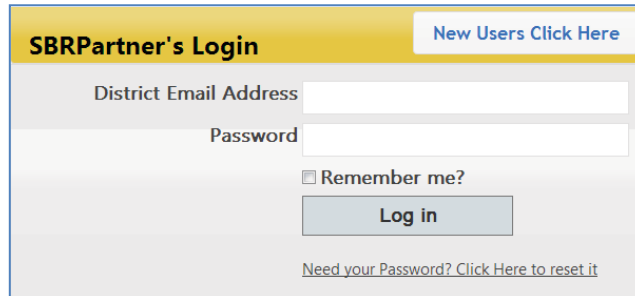


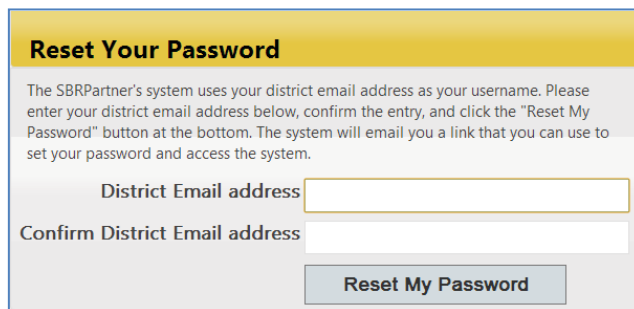
How To

Login to SBR

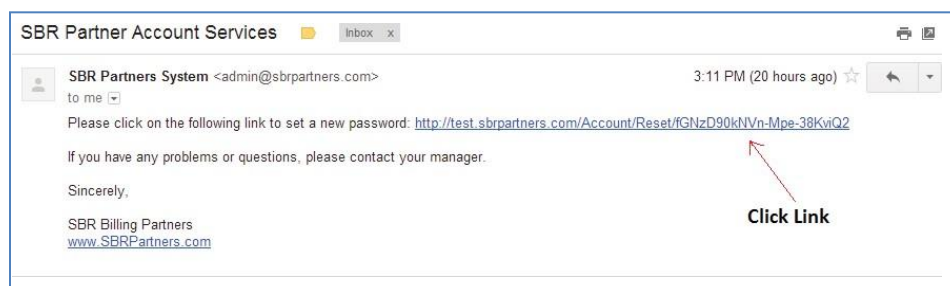
1. Enter the URL: ca.sbrpartners.com
2. For first time users click “New Users Click Here”



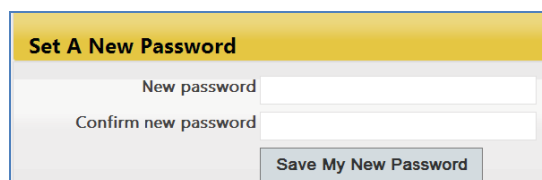
3. A new screen will prompt you to enter your district email address twice then click on “Reset My Password”



4. SBR will send you an email. Click on the link to set up your password.

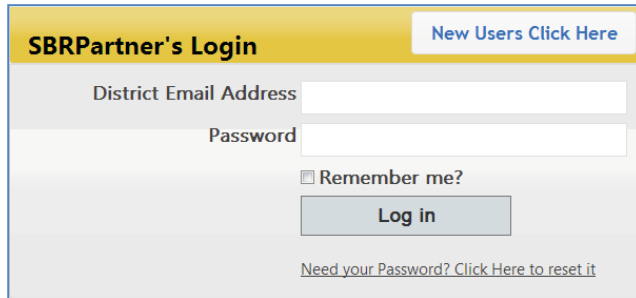


5. Enter your new password twice and click “Save My New Password”



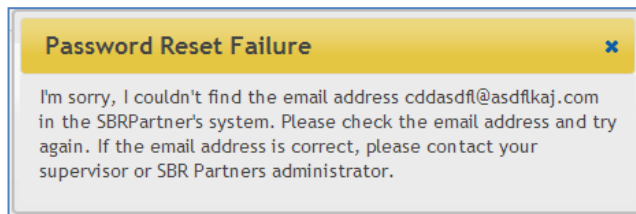
Login to SBR

6. After saving your New Password SBR will prompt you back to the Login page. Enter your District Email and your new Password and click Log in.



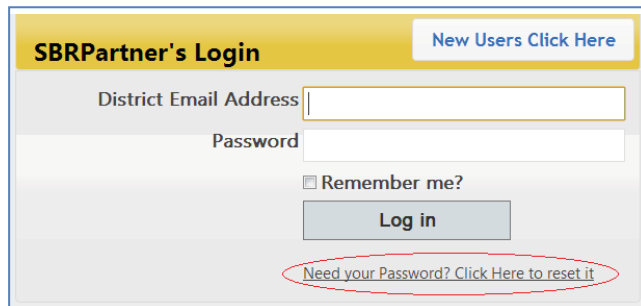
The screenshot shows the 'SBRPartner's Login' page. At the top left is the title 'SBRPartner's Login' and at the top right is a link 'New Users Click Here'. Below the title are two input fields: 'District Email Address' and 'Password'. There is a checkbox labeled 'Remember me?' and a 'Log in' button. At the bottom, there is a link that reads 'Need your Password? Click Here to reset it'.

7. If you do not enter your correct District email address you will receive this message:



The screenshot shows a 'Password Reset Failure' message box. The title bar says 'Password Reset Failure' with a close button (x). The message text reads: 'I'm sorry, I couldn't find the email address cddasdf@asdfkaj.com in the SBRPartner's system. Please check the email address and try again. If the email address is correct, please contact your supervisor or SBR Partners administrator.'

8. If you forgot your password, click the "Need your Password? Click here to reset it" button. The system will take you through the same process as new users.



This screenshot is identical to the one above, showing the 'SBRPartner's Login' page. The link 'Need your Password? Click Here to reset it' at the bottom is circled in red to highlight it.