

Hieroglyphics


























The Ancient Egyptians were a clever civilization that saw the importance and need to record written information. They developed a form of writing called Hieroglyphics. This form of writing used pictures and each picture had a meaning.

Scribes played an important role in Ancient Egyptian Society because they were the people who knew how to write hieroglyphics. They were the ones that recorded all the information in Ancient Egypt.

Use the table on this page to decode the hieroglyphics on the next page. You will learn how we came to know what the pictures in hieroglyphics mean.



| | | | |
|---|---|---|---|
| A |  | N |  |
| B |  | O |  |
| C |  | P |  |
| D |  | Q |  |
| E |  | R |  |
| F | : | S |  |
| G |  | T |  |
| H | : | U |  |
| I |  | V |  |
| J |  | W |  |
| K |  | X | : |
| L |  | Y |  |
| M |  | Z |  |

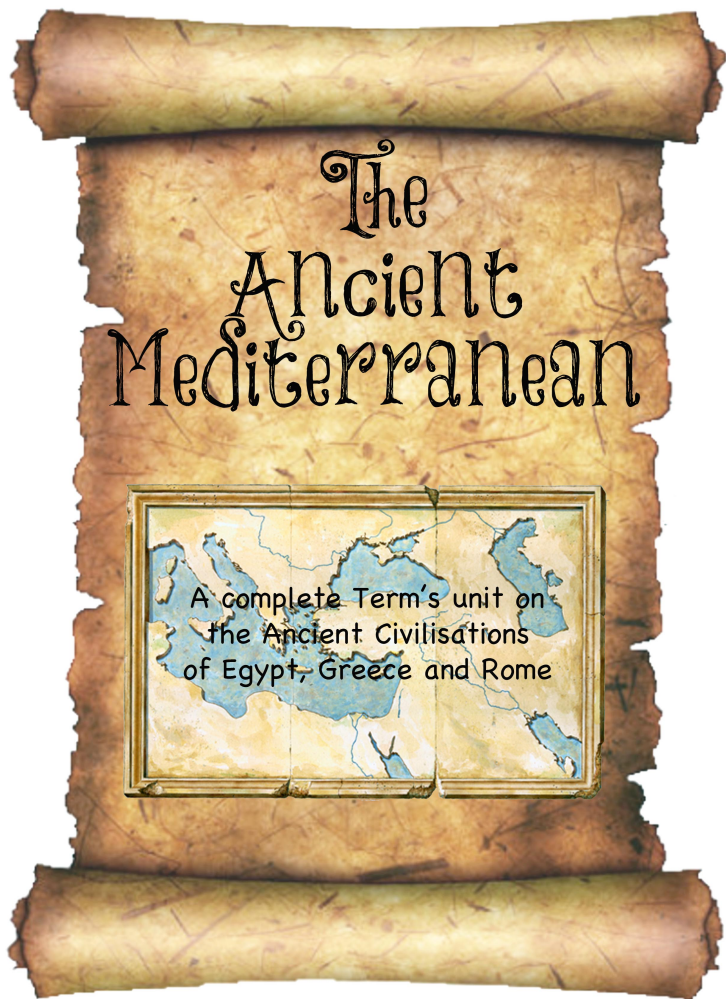
Teacher Answer sheet

The hieroglyphics decoded says the following:

The hieroglyphic records of the scribes has allowed historians to uncover much about Ancient Egyptian life. But the secret code of hieroglyphics was not broken until 1799 a French soldier found a slab of stone near the Nile River. On this Rosetta stone was carved a message by a pharaoh in three different languages. A translator, Champollion used this stone to break the hieroglyphic code.

The Ancient Mediterranean.

A study of Egypt, Greece and Rome.



Looking for more Ancient Civilization lesson activities?

In my Ancient Mediterranean PDF download you will find a whole term of activities for your class to do.

This unit of study looks at the ancient civilizations of Greece, Egypt and Rome. The aim is to look at how Ancient Civilizations worked and compare three main civilizations. By studying them as a comparison study students will be able to see similarities and differences in civilizations.

If all the activities are completed it can easily run for a whole term of History classes. This is all up around 15- 20 History lessons. Do them all or choose a few. The activities are student focused where students are to work together and individually to research information needed to complete the tasks.

See details and download at:

<http://www.teacherspayteachers.com/Product/The-Ancient-Mediterranean-Egypt-Greece-and-Rome-1197159>